

Wayne HealthCare Patient Portal

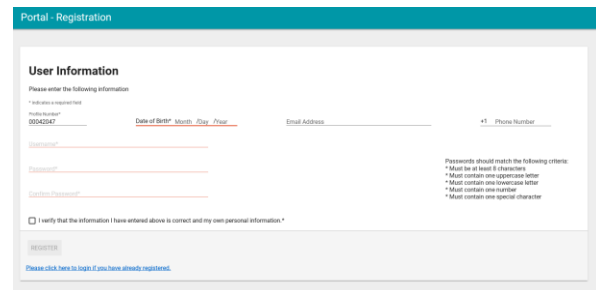
Thank you for choosing Wayne HealthCare. As a patient, you have access to the Wayne HealthCare Patient Portal. With the Patient Portal you can securely manage your personal health care information, such as:

- Laboratory Results
- Transition of Care
- Referrals
- Prescribed Medications
- Immunizations
- Allergies
- Diagnostic Imaging Results

After you receive service at Wayne HealthCare, and if you provided an email address at the time of registration, you will receive an email invitation to connect to the Wayne HealthCare Patient Portal. Within the email you will be provided with a link. To set-up your patient portal, click the link and follow the instructions listed.

Instructions

1. Click on the link provided in the Wayne HealthCare Patient Portal email
2. You will be redirected to a registration page where your *profile number* will already be entered
3. Register by completing questions on the *User Information* screen:
 - Date of Birth (00/00/0000)
 - Valid Email Address
 - Phone Number (optional)
 - Username: Can be anything (if the username you are trying to use, is already in use you will need to select a different one)
 - Password Must:
 - Be at least 8 characters
 - Contain one uppercase letter
 - Contain one lowercase letter
 - Contain one number (1,2,3,4)
 - Contain one special character (\$#@*!)
4. After you finish filling out the required fields, check the box above the registration button that states: *I verify that the information I have entered above is correct and my own personal information*
5. Click on **Register** button
6. Next you will select your avatar (a cartoon image) and click **Submit**



Portal - Registration

User Information

Please enter the following information

* Indicated requirements

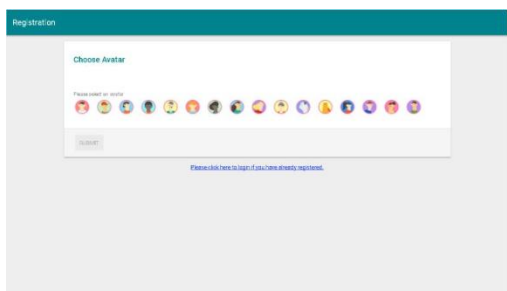
Username: 0004567 Date of Birth: Month Day Year Email Address: *1 Phone Number: *

I verify that the information I have entered above is correct and my own personal information.*

Register

Please click here to login if you have already registered.

Passwords should match the following criteria:
 * Must be at least 8 characters
 * Must contain one uppercase letter
 * Must contain one lowercase letter
 * Must contain one number
 * Must contain one special character



Registration

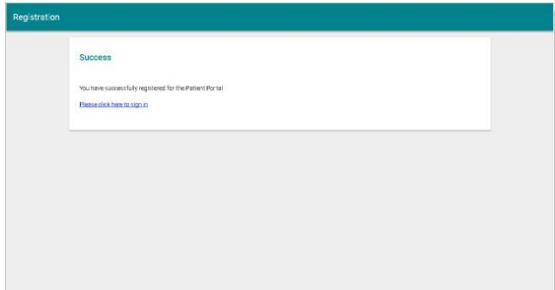
Choose Avatar

Please select an avatar

Submit

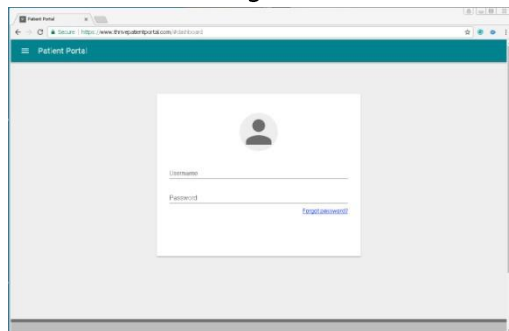
Please click here to login if you have already registered.

7. Next you will be prompted to select 3 security question
8. Click the box to use the drop down menu to select the question you would like to answer
9. In the **Answer** box, type the answer to your question
10. You will continue the process for the remaining two questions
11. After you have selected all 3 security questions and provided the answers in the space provided you will then hit **Submit**
12. After hitting **Submit** you should receive a confirmation screen that you have successfully completed your Wayne HealthCare Patient Portal registration

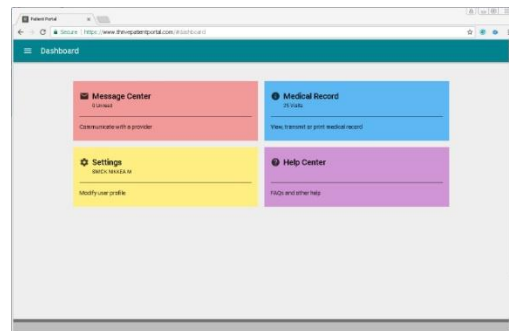


You can now login to your patient portal to view your personal health information by visiting waynehealthcare.org and clicking on **Patient Portal** or by visiting www.thrivepatientportal.com.

Log In



Your Dashboard



If you have questions about your patient portal account or medical records, please contact Health Information Management Department (HIM) at (937) 547-5732.