

Wayne HealthCare Campus

Driving Directions

835 Sweitzer Street, Greenville, Ohio 45331

From the North

- Take 118 South
- Turn left on N. Broadway St. (49/121/571)
- At traffic circle, take second exit onto S. Broadway St. (49/121)
- Turn right onto W. Fourth St.
- W. Fourth St. turns left and becomes Sweitzer St.
- The hospital will be on your left
- See Campus/Parking Map below

From the South

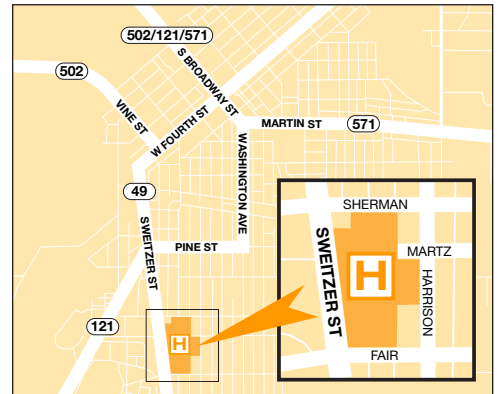
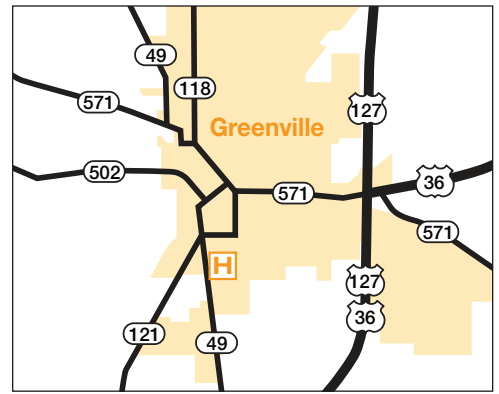
- Take 49 North
- 49 becomes Sweitzer St.
- The hospital will be on your right
- See Campus/Parking Map below

From the East

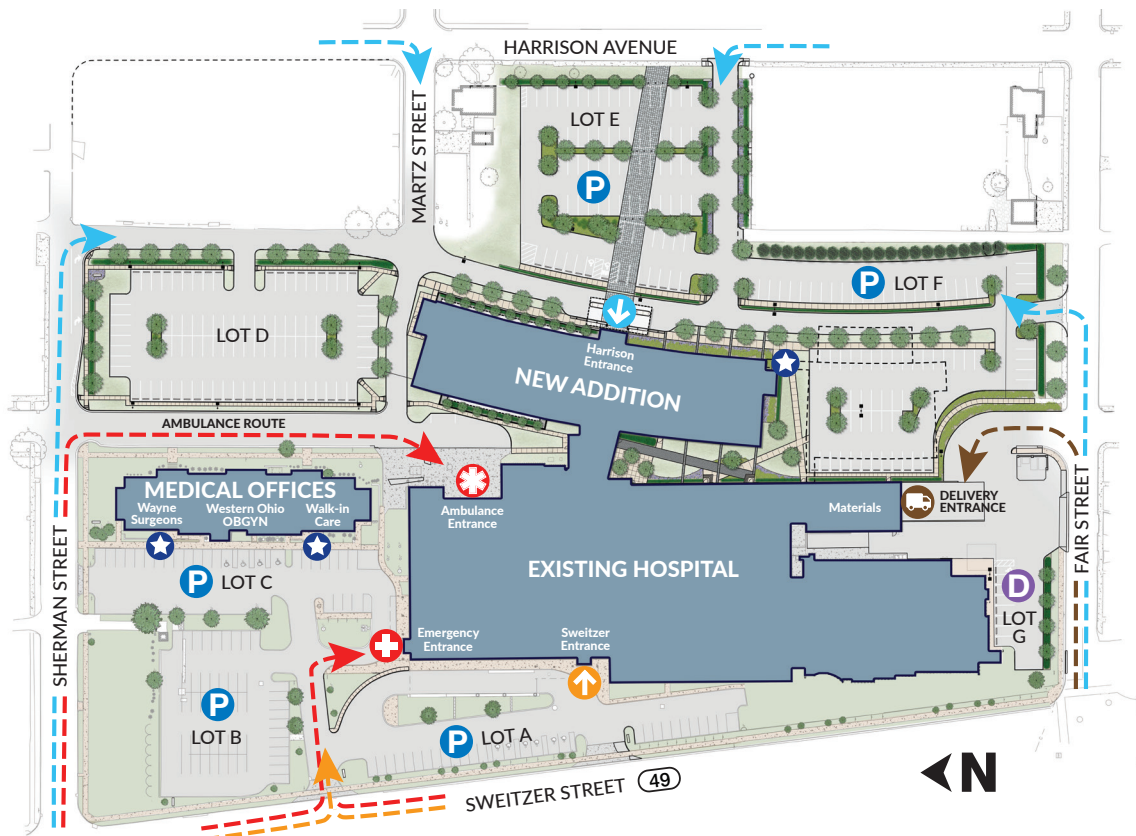
- Take 36 West
- 36 becomes Martin St. (571)
- Turn left on Washington Ave. (121/49)
- Turn right on Pine St. (121/49)
- Turn left on Sweitzer St. (49)
- The hospital will be on your left
- See Campus/Parking Map below

From the West

- Take 502 East
- 502 becomes Vine St.
- Turn right onto W. Fourth St.
- W. Fourth St. turns left and becomes Sweitzer St. (49)
- The hospital will be on your left
- See Campus/Parking Map below



Campus/Parking Map

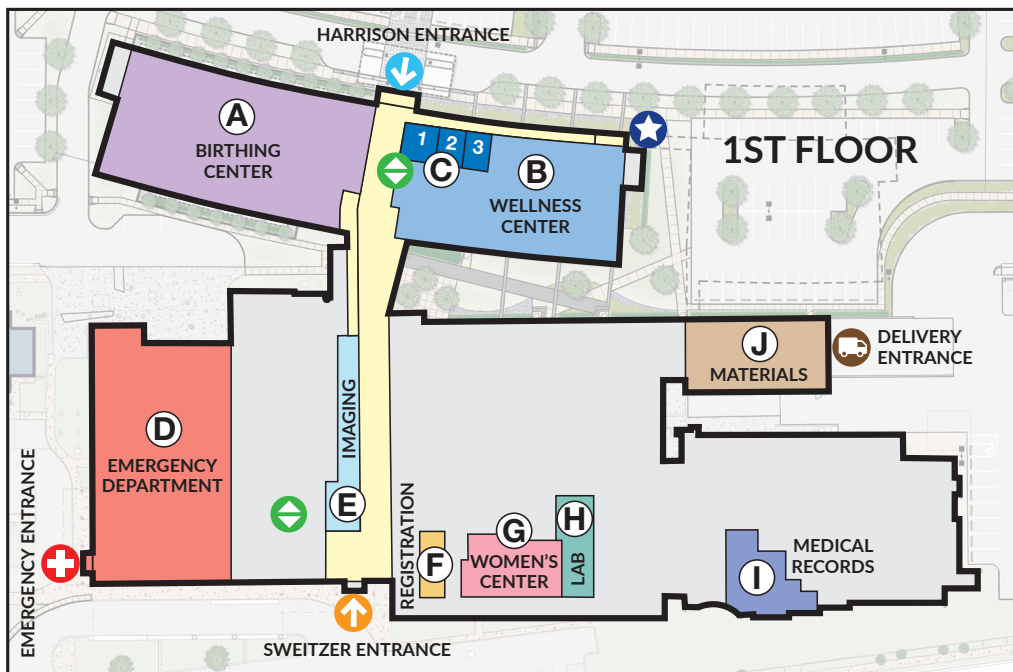


MAP KEY

- Emergency Dept.
- Public Parking
- Sweitzer Entrance
- Harrison Entrance
- Public Entrance
- Ambulance Entrance
- Physician Parking
- Receiving Dock
- To Emergency Entrance
- To Sweitzer Entrance
- To Harrison Entrance
- To Materials/Delivery Entrance

Wayne HealthCare

Building Directory



1ST FLOOR

HARRISON ENTRANCE

- A** Birthing Center
- B** Wellness Center
- C** Community Rooms 1, 2 & 3

EMERGENCY ENTRANCE

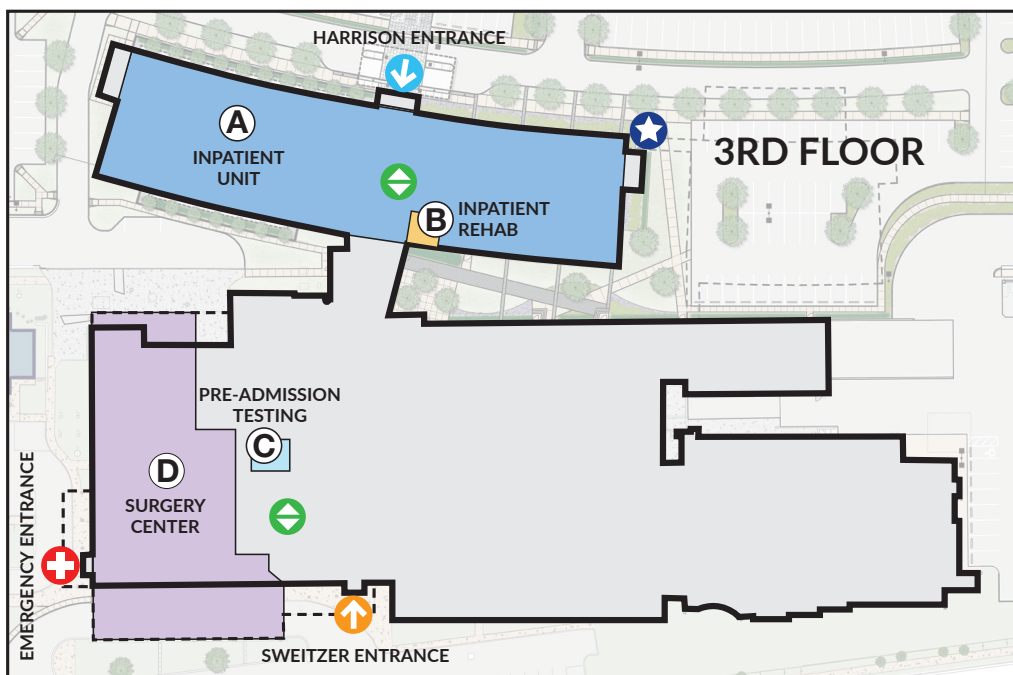
- D** Emergency Department

SWEITZER ENTRANCE

- E** Imaging
- F** Registration
- G** Women's Center
- H** Outpatient Lab
- I** Medical Records

DELIVERY ENTRANCE

- J** Materials/Delivery Entrance



2ND FLOOR

SWEITZER ENTRANCE

- Senior Behavioral Health** (blue circle icon)

3RD FLOOR

HARRISON ENTRANCE

- A** Inpatient Unit
- B** Inpatient Rehab

SWEITZER ENTRANCE

- C** Pre-Admission Testing
- D** Surgery Center

4TH FLOOR

SWEITZER ENTRANCE

- EverHeart Hospice** (heart icon)
- Sleep Lab** (bed icon)

MAP KEY

- Emergency Dept.** (red cross icon)
- Public Entrance** (blue star icon)
- Sweitzer Entrance** (orange arrow icon)
- Delivery Entrance** (brown truck icon)
- Harrison Entrance** (blue arrow icon)
- Public Elevators** (green double arrow icon)